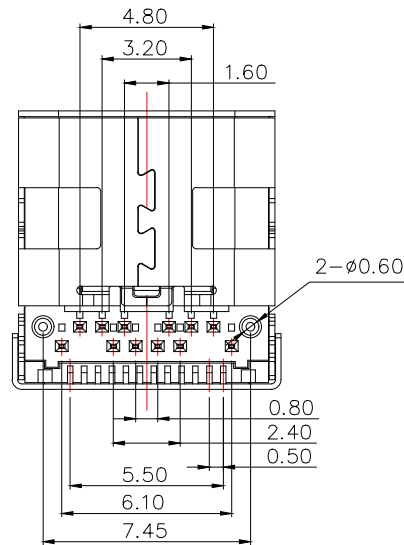
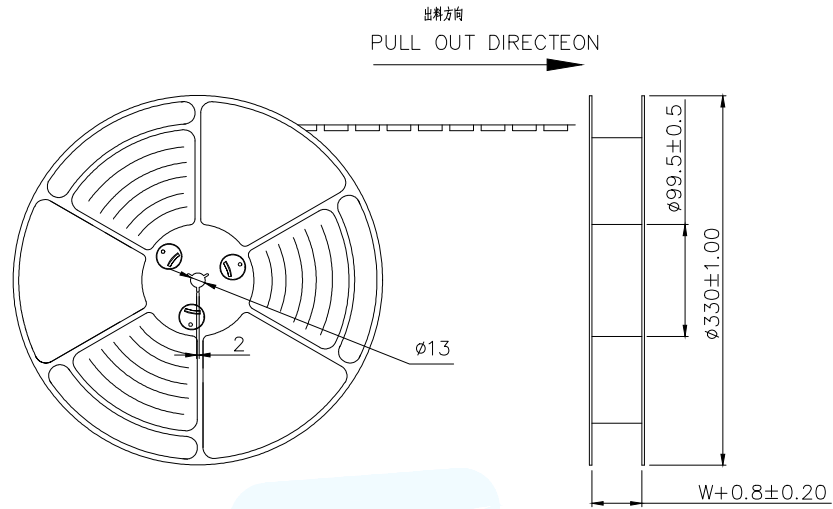


RECOMMEND P.C.B LAYOUT (COMPONENT SIDE)
TOLERANCE FOR PCB LAYOUT IS ± 0.05



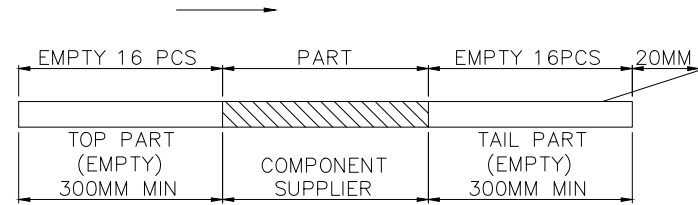
6	EMA	SUS		
5	MID-PLATE	SUS		
4	CONTACT DIP	COPPER ALLOY		GOLD/TIN PLATED
3	CONTACT SMT	COPPER ALLOY		GOLD/TIN PLATED
2	SHELL	SUS		NI PLATED
1	HOUSING	LCP	BLACK	UL 94V-0
NO:	DESCRIPTION	MATERIAL	COLOR	REMARK

MANUFACTURE DWG			 东莞市讯普电子科技有限公司 DongGuan XunPu Electronics Co., Ltd	
UNLESS OTHERWISE SPECIFIED TOLERANCES			TITLE: TYPE-C 24PIN 板上前插 后贴 双壳 L=10.0MM 针长1.2 PAR TYPE-C-704-WGCL100	
DECIMALS:	ANGLES:	CUSTOMER COPY	DWN	
.X: ±0.30	X.: ±10°		CHKD	
.XX: ±0.20	.X.: ±8°		APVD	
.XXX: ±0.10	.XX.: ±5°		SCALE: 1:1	UNIT: MM
		SIZE: A4	SHEET: 1F1	REV: A

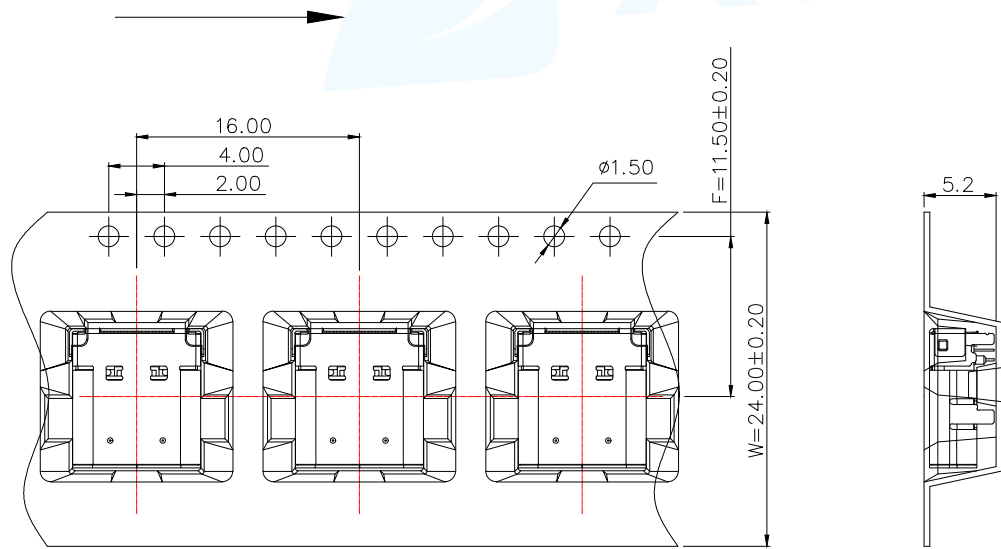


NOTES

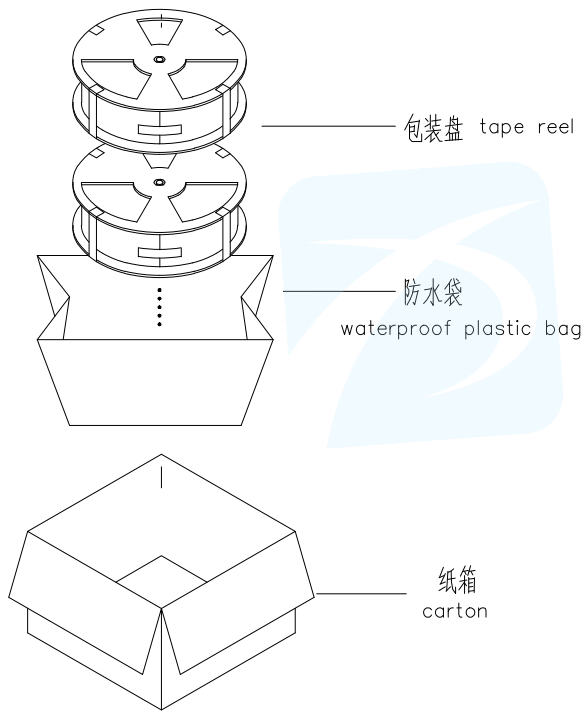
- 带子引导长度
LEAD TAPE LENGTH
出料方向
PULL OUT DIRECTEON



- 出货运输过程中一定注意:
THIS REQUIREMENT SHOULD BE APPLIED AT SHIPMENT:
卷带在运输过程中不能散开
PEELING OFF SHOULD NOT BE ALLOWED DURING TRANSPORTATION

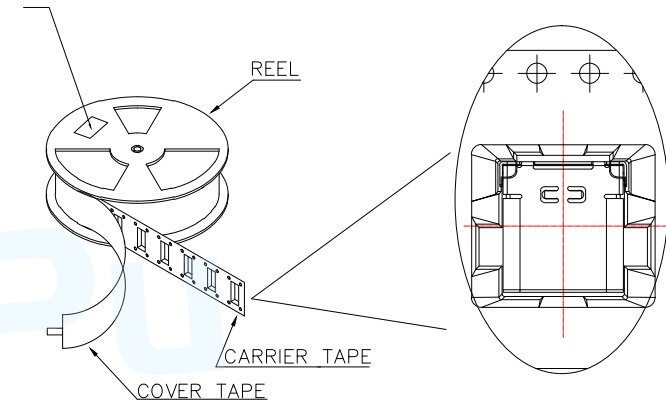


MANUFACTURE DWG		 东莞市讯普电子科技有限公司 DongGuan XunPu Electronics Co.,Ltd	
UNLESS OTHERWISE SPECIFIED TOLERANCES			TITLE: TYPE-C 24PIN 板上前插 后贴 双壳 L=10.0MM 针长1.2
DECIMALS:	ANGLES:		PAR TYPE-C-704-WGCL100
.X: ±0.30	X.°: ±10°		DWN
.XX: ±0.20	.X.°: ±8°		CHKD
.XXX: ±0.10	.XX.°: ±5°	APVD	SCALE: 1:1 UNIT: MM
CUSTOMER COPY		SIZE: A4	SHEET: 1F1
			REV: A



at small positioning hole of the carrier tape side).

Location of label sticking (label



NOTE:

- 1.Packing q'ty of each reel & carton as below table shown.
- 2.Use cover tape to cover and hot melt machine to seal up.
- 3.Put reels in the carton and use adhesive tape to seal up.

MANUFACTURE DWG		 东莞市讯普电子科技有限公司 DongGuan XunPu Electronics Co.,Ltd	
UNLESS OTHERWISE SPECIFIED TOLERANCES			TITLE: TYPE-C 24PIN 板上前插 后贴 双壳 L=10.0MM 针长1.2
DECIMALS:	ANGLES:		PAR TYPE-C-704-WGCL100
.X: ±0.30	X.: ±10°		DWN
.XX: ±0.20	.X': ±8°		CHKD
.XXX: ±0.10	.XX': ±5°	CUSTOMER COPY	APVD SCALE:1:1 UNIT: MM SIZE: A4 SHEET: 1F1 REV: A