

+0.15
2.50-0.05

OUT

2.50

IN

1.40±0.1
0.68±0.05

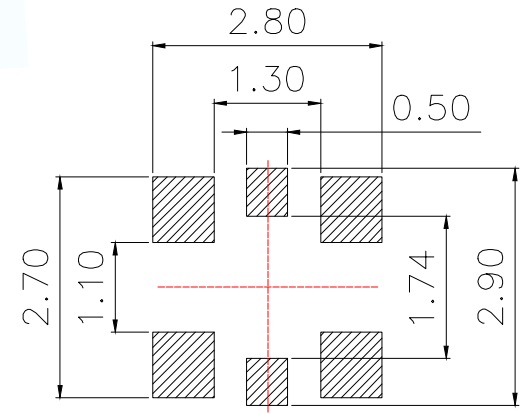
Ground*4

OUT

IN

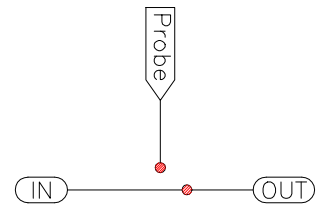
∅2.10±0.05

0.08

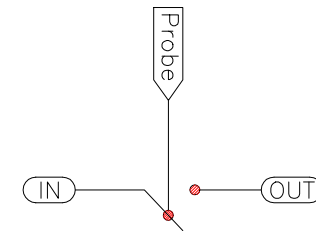


Notes:

- Material:
Contact: High Performance Copper Alloy
Shielding Cover: High Performance Copper Alloy
Housing: High Temperature Theroplastic.
- Finish:
Contact:50u"Nickel Underplating Overall.Gold Flash(2~3u)" on Contact Area & Soldertail.
Shielding Cover: 50u"Nickel Underplating Overall. Gold Plating See Order information.



NORMAL CLOSE



NORMAL OPEN

MANUFACTURE DWG		东莞市讯普电子科技有限公司 DongGuan XunPu Electronics Co.,Ltd	
UNLESS OTHERWISE SPECIFIED TOLERANCES			TITLE: RF Switch Connector
DECIMALS:	ANGLES:		PAR IPEX-003A-H140
.X:±0.25	X':±5'		DWN
.XX:±0.10	.X':±3'		CHKD
.XXX:±0.06	.XX':±1'	APVD	SCALE:1:1 UNIT:MM
CUSTOMER COPY		SIZE:A4	SHEET:1F1
			REV:A