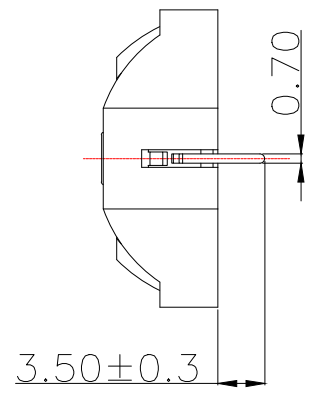
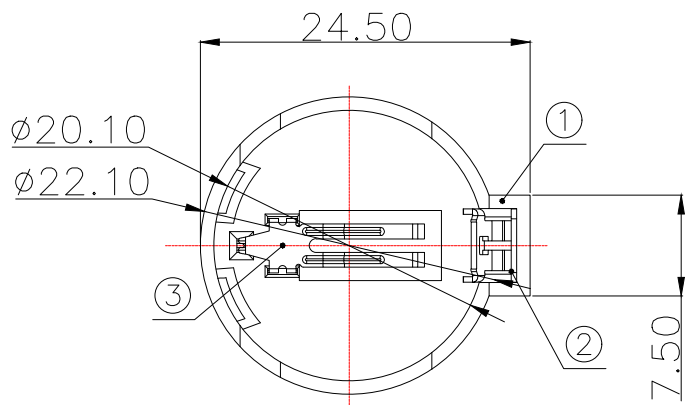
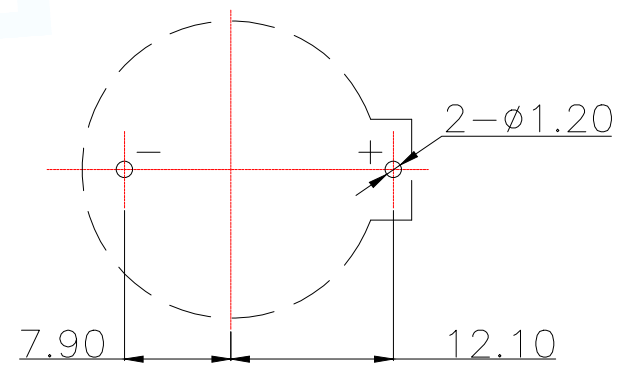
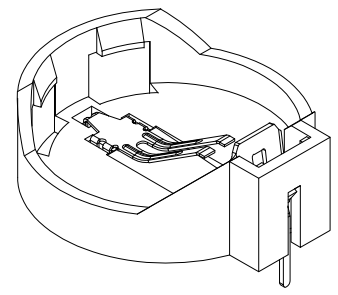
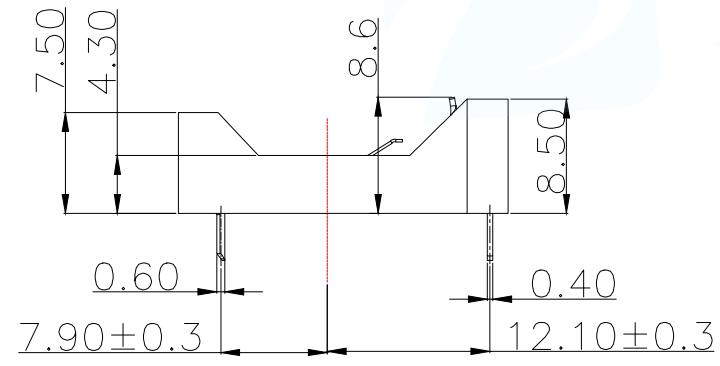




MAPX	MODIFICATION	DATE	DRAW	APPROVE



NOTE:
 1.MATERIAL:
 a.HOUSING:PBT UL 94V-0
 b.CONTACT:PHOSPHOR BRONZE
 (SURFACE PLATING:Sn=100u"-120u")
 2.ELECTRIC:
 a.CONTACT RESISTANCE: 50 MILLIOHMS MAX
 b.INSULATION RESISTANCE: 100 MEGA OHMS MIN
 c.DIELECTNIC VOLTAGE: 500V AC FOR ONE MINUTE
 d.OPERATING TEMPERATURE: -25°C~ +85°C



PCB Layout Diagram
Top View

3	TERMINAL(-)	1	PHOSPHOR BRONZE, T=0.20mm	Sn-Plating
2	TERMINAL(+)	1	PHOSPHOR BRONZE, T=0.40mm	Sn-Plating
1	HOUSING	1	PBT	BLACK
NO.	PART NAME	Q'TY	MATERIAL	PLATING & COLOR

MANUFACTURE DWG		东莞市讯普电子科技有限公司 DongGuan XunPu Electronics Co.,Ltd	
UNLESS OTHERWISE SPECIFIED TOLERANCES			TITLE: Sn DIP 环保
DECIMALS:	ANGLES:		PAR BS-0202-DK-0B
X.X±0.30	X.*±5°		DWN
X.XX±0.25	X.X'±1°		CHKD
X.XXX±0.15		APVD	SCALE N:A UNIT:MM
CUSTOMER COPY		SIZE:A4	SHEET:1F1 REV:A